


FEATURES

- Integrated Protecting Tube
- Mineral insulated
- Transmitter mountable
- Exchangeable insert
- Spring loaded design

APPLICATION

- Chemical & petrochemical
- Oil & gas application
- Water, waste-water treatment
- Power & Utilities
- Air & flue gas services
- Furnaces, Kilns & Ovens

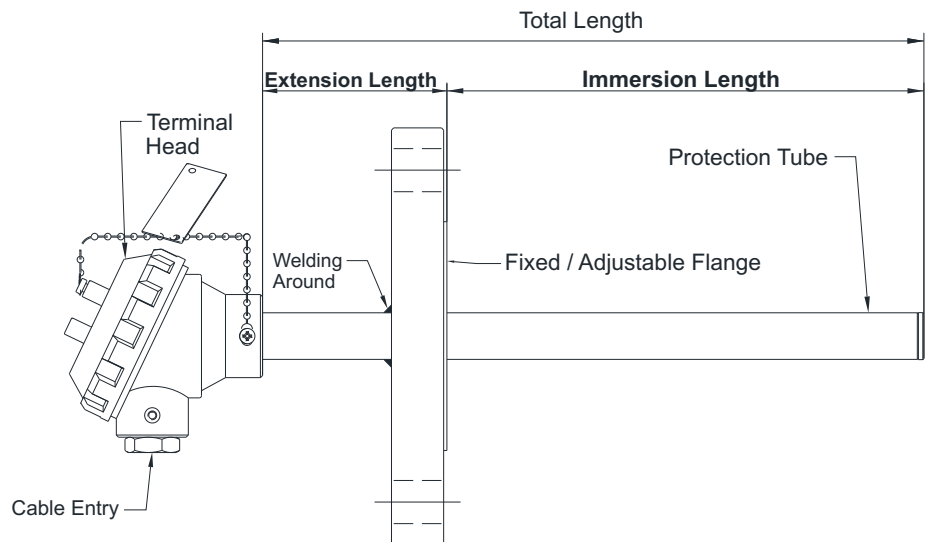
Flanged



STANDARD SPECIFICATIONS

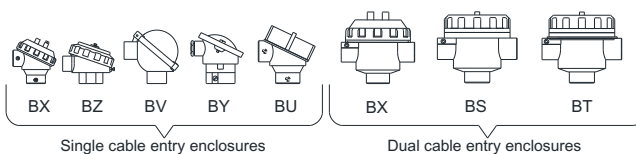
Element	:	Pt-100, class B
Range	:	-200...400°C
Wire combination	:	Simplex, 3 Wire
Sheath material	:	AISI 316 SS
Sheath diameter	:	6.0 mm
Head enclosure	:	Weatherproof, IP 65, threaded cover
Enclosure material	:	Die-cast aluminum
Cable entry	:	3/4" ET (F), 1 No.
Head extension	:	Head with female threading
Protecting tube material	:	AISI 316 SS
Protecting tube size	:	1/2" Sch. 40
Process connection type	:	Adjustable
Process connection	:	1.5" RF 150# as per ANSI B 16.5
Process connection material	:	AISI 304 SS
Immersion Length	:	150 mm
Extension Length	:	100 mm

DIMENSIONAL DRAWING



REFERENCE

IEC-751 / DIN 43760



ORDERING CODES

1. ELEMENT

0	Pt100, class A
1	Pt100, class B
2	Pt500, class A
3	Pt500, class B
4	Pt1000, class A
5	Pt1000, class B

1

2. RANGE

97C	-200...400°C
98C	0...600°C

97C

3. WIRE COMBINATION

A	Simplex, 2-Wire
C	Simplex, 3-Wire
D	Simplex, 4-Wire
F	Duplex, 2-Wire
H	Duplex, 3-Wire
I	Duplex, 4-Wire

C

4. SHEATH MATERIAL

MF	AISI 316 SS
MG	AISI 316L SS

MF

5. SHEATH DIAMETER

M30	3.0 mm ²
M50	5.0 mm
M60	6.0 mm
M80	8.0 mm

M60

6. HEAD ENCLOSURE

BZ	WP, IP 65, threaded cover
BX	WP, IP 67, threaded cover
BS	Flame proof, IP 67, Gr IIA, IIB
BT	Explosion proof, IP 67, Gr IIC
BV	WP, IP 65, Hinged type
BY	WP, IP 65, cover fitted with 2 screws
BU	Ex-Proof to CSA,FM,ATEX [EEx-d]

BZ

7. ENCLOSURE MATERIAL

ML	Die-cast aluminum
MC	AISI 304 SS
MF	AISI 316 SS

ML

8. CABLE ENTRY

C0	3/4" ET (F), 1 No.
C1	1/2" NPT (F), 1 No.
C2	M20 x 1.5mm (F), 1 No.
C3	3/4" NPT (F), 1 No.
C5	3/4" ET (F), 2 Nos.
C6	1/2" NPT (F), 2 Nos.
C8	M20 x 1.5mm (F), 2 Nos.
C9	3/4" NPT (F), 2 Nos.

C0

9. PROTECTION TUBE MATERIAL

MC	AISI 304 SS
MF	AISI 316 SS
MG	AISI 316L SS

MF

10. PROTECTION TUBE

U1	Tube Ø10 x 1.5 mm THK
U2	Tube Ø12 x 1.5 mm THK
U3	Pipe 3/8" Sch 40
U4	Pipe 3/8" Sch 80
U5	Pipe 1/2" Sch 40
U6	Pipe 1/2" Sch 80
U7	Pipe 3/4" Sch 40
U8	Pipe 3/4" Sch 80

U5

11. PROCESS CONNECTION TYPE

KW	Adjustable connection
KX	Fixed connection

KW

12. PROCESS CONNECTION

A25	1.5" RF 150# as per ANSI B 16.5
A26	1.5" RF 300# as per ANSI B 16.5
A27	1.5" RF 600# as per ANSI B 16.5
A31	2" RF 150# as per ANSI B 16.5
A32	2" RF 300# as per ANSI B 16.5
A33	2" RF 600# as per ANSI B 16.5
T99	Oval flange

A25

13. PROCESS CONNECTION MATERIAL

MC	AISI 304 SS
MF	AISI 316 SS

MC

NOTES:

1. Other sheath diameters, materials and connections are available, please contact factory for details.
2. Not available in Double, 4-Wire combinations.
3. WP = Weatherproof, FP = Flame proof, SC = Single Compression, DC = Double Compression, CE = Cable Entry
4. Transmitter output shall be 4...20 mA as standard, any other output required, please contact factory for details.

ORDERING CODES

14. TOTAL LENGTH (TL)

XXXX 50 mm up to 5,000 mm

250

14. IMMERSION LENGTH (IL) OR

XXXX 50 mm up to 5,000 mm

150

15. EXTENSION LENGTH (TL)

XXX 50 mm up to 250 mm

100

16. OTHER OPTIONS

TB Calibration Certificate
XF Tag plate, AISI 304 SS
XU Tag plate, Aluminum
KD SC, cable gland, Ni-brass WP
KE DC, cable gland, Ni-brass WP
KJ SC, cable gland, Ni-brass FP
KK DC, cable gland, Ni-brass FP
KF SC, cable gland, AISI 304 SS WP
KG DC, cable gland, AISI 304 SS WP
KL SC, cable gland, AISI 304 SS FP
KM DC, cable gland, AISI 304 SS FP
KH SC, cable gland, AISI 316 SS WP
KI DC, cable gland, AISI 316 SS WP
KN SC, cable gland, AISI 316 SS FP
KO DC, cable gland, AISI 316 SS FP
KB Plug fitting for CE, AISI 304 SS
KC Plug fitting for CE, AISI 316 SS
KU Plug fitting for CE, Aluminum
KS SS base plate for transmitter
KT Head mount transmitter

XX

Ordering Example : R303-1-97C-C-MF-M60-BZ-ML-C0-MF-U5-KW-A25-MC-250/150-100

NOTES:

1. Other sheath diameters, materials and connections are available, please contact factory for details.
2. Not available in Double, 4-Wire combinations.
3. WP = Weatherproof, FP = Flame proof, SC = Single Compression, DC = Double Compression, CE = Cable Entry
4. Transmitter output shall be 4...20 mA as standard, any other output required, please contact factory for details.